



# Festive activities for Christmas

Activity ideas and resources for learners aged 13 to 16,  
working from Entry level 3 to Level 2

# Festive activities for Christmas

## Introduction

This booklet contains fun festive activities for the run up to Christmas.

The main challenge is to design and carry out a survey about people's Christmas habits. Then there are some extra challenges that you can choose from, based on some of the themes in the survey.

## What's in this booklet?

- The **challenge sheets** on page 3 and page 11 show what you need to do.
- The other pages in this booklet are **resource templates**, which will help you to complete the challenges.
- At the end of the booklet there is a **festive certificate**.

**Christmas survey Challenge sheet**

**Carry out a survey about people's Christmas habits**

Design a survey to collect data about people's Christmas habits. Include a range of question types to gather different kinds of data. Carry out your survey and record your results. Present the results of your survey using visual graphs and charts.

**How to approach this challenge**

- 1 Decide which questions you will use in your survey
- 2 Create your survey, either on paper or as a digital survey (eg Microsoft Forms)
- 3 Carry out your survey and get responses from at least 10 people – you could ask your friends and family, or members of the public (eg at a shopping centre)
- 4 Record your results for each question in a table or spreadsheet
- 5 Use your results to create visual charts and graphs
- 6 Reflect on your results and discuss them as a group to find out more about each other's Christmas habits and traditions

**Resource templates**

- Different types of questions
- Survey template
- Recording results
- Creating visual graphs
- Graph templates
- Reflection template

**Links to ASDAN challenges**

- Personal Development Programmes, GB2 Carry out a survey about consumer choices
- Mathematics Short Course, LA7 – Other signed challenge

**Subject links**

- Mathematics and numeracy
- English and communication
- Art and design

Festive activities for Christmas | © ASDAN December 2021

**Festive survey Different types of question**

Name: \_\_\_\_\_ Date: \_\_\_\_\_

**Closed question**  
A simple and direct question that requires a short answer, usually yes or no.  
**Ideas for closed questions:**  
• Do you celebrate Christmas?  
• Do you like sprouts?

**Open question**  
A question that invites the person to give a longer, more detailed answer.  
**Ideas for open questions:**  
• What's your favourite Christmas song?  
• What is your favourite thing about Christmas and why?

**Rating scale question**  
A question that allows the person to answer using a numbered scale.  
**Ideas for rating scale questions:**  
• On a scale of one to five, how Christmassy are you?

**Multiple choice question**  
A question that offers the person to choose from a list of options.  
**Ideas for multiple choice questions:**  
• What will you be eating for Christmas dinner? Turkey, chicken, nut roast.

**Funneling question**  
An open question that leads on from the previous answer. **Ideas for funneling questions:**  
• If you have a real Christmas tree, why?  
• What's your favourite way to cook sprouts?

Festive activities for Christmas | © ASDAN December 2021

**Christmas meals**

Date: \_\_\_\_\_

and traditions vary around the world. > 25 in other countries.

Japan  
Typical meal on 25 December  
KFC fried chicken

**Christmas sweet**

Date: \_\_\_\_\_

is a Christmas treat. Lots of companies sell different kinds of chocolate bars. > Ideas to the rest of the group.

Give your new sweet a name

Three reasons why people will love it

- 1
- 2
- 3

Festive activities for Christmas | © ASDAN December 2021

**ASDAN**

**Festive spirit certificate**

This certificate is presented to \_\_\_\_\_

For carrying out a Christmas survey and completing other festive activities.

Signed by (tutor signature) \_\_\_\_\_ Date: \_\_\_\_\_

This certificate has been internally generated by the operating centre



## Note for tutors

Conducting a survey and presenting the results is a challenge featured in many ASDAN courses, including:

- Personal Development Programmes
- Mathematics Short Course
- Personal and Social Effectiveness qualifications

Find out more about ASDAN courses on our website:

[www.asdan.org.uk/courses](http://www.asdan.org.uk/courses)

# Christmas survey

## Challenge sheet

### Carry out a survey about people's Christmas habits

Design a survey to collect data about people's Christmas habits. Include a range of question types to gather different kinds of data.

Carry out your survey and record your results.

Present the results of your survey using visual graphs and charts.

#### How to approach this challenge

- Decide which questions you will use in your survey
- Create your survey, either on paper or as a digital survey (eg Microsoft Forms)
- Carry out your survey and get responses from at least 10 people, such as friends, family or members of your community
- Record your results for each question in a table or spreadsheet
- Use your results to create visual charts and graphs
- Reflect on your results and discuss them as a group to find out more about each other's Christmas habits and traditions

#### Resource templates

- Different types of questions
- Survey template
- Recording results
- Creating visual graphs
- Graph templates
- Reflection template

#### Links to ASDAN challenges

- Personal Development Programmes: 6B2 Carry out a survey about consumer choices
- Mathematics Short Course: 1A7 – Other agreed challenge

#### Subject links

- Mathematics and numeracy
- English and communication
- Art and design

# Festive survey

## Different types of question

Name:

Date:

### Closed question



A simple and direct question that requires a short answer, usually yes or no.

#### Ideas for closed questions:

- Do you celebrate Christmas?
- Do you like sprouts?



---

---

---

### Open question



A question that invites the person to give a longer, more detailed answer.

#### Ideas for open questions:

- What's your favourite Christmas song?
- What is your favourite thing about Christmas and why?



---

---

---

### Rating scale question



A question that allows the person to answer using a numbered scale.

#### Ideas for rating scale questions:

- On a scale of one to five, how Christmassy are you?



---

---

---

### Multiple choice question



A question that allows the person to choose from a list of options.

#### Ideas for multiple choice questions:

- What will you be eating for Christmas dinner? Turkey, chicken, nut roast.



---

---

---

### Funnelling question



An open question that leads on from the previous answer. **Ideas for funnelling questions:**

- If you have a real Christmas tree, why?
- What's your favourite way to cook sprouts?



---

---

---

# Festive survey

## Questionnaire template

Name:	Date:
-------	-------

**Q1. How Christmassy are you, on a scale of 1 to 5?**

1 – Bah, humbug	2	3	4	5 – Buddy the Elf
-----------------	---	---	---	-------------------

**Q2. What's your favourite Christmas song?**

--

**Q3. Do you have a real or a fake Christmas tree?**

Real	Fake	We don't have one
------	------	-------------------

**Q4. What will you be eating for dinner on Christmas day?**

Turkey	Chicken	Nut roast	Something else
--------	---------	-----------	----------------

**Q5. Sprouts – yes or no?**

Yes, love them	No, ewww
----------------	----------

**Q6. Would you rather spend Christmas in the snow or on the beach?**

In the snow	On the beach
-------------	--------------

**Q7. What's your favourite sweet in the Quality Street tin?**


--

**Q8.** 

--

**Q9.** 

--

**Q10.** 



--

# Festive survey

## Recording results

Name:	Date:
-------	-------

For closed questions, scale ratings and multiple choice questions, you can record your results using a tally table like this:

Question	Response	Tally and total
Q1. How Christmassy are you, on a scale of 1 to 5?	1 – Bah, humbug	
	2	
	3	
	4	
	5 – Buddy the Elf	
Q3. Do you have a real or a fake Christmas tree?	Real	
	Fake	
	No tree	
Q4. What will you be eating for dinner on Christmas day?	Turkey	
	Chicken	
	Nut roast	
	Something else	
Q5. Sprouts – yes or no?	Yes, love them	
	No, ewww	
Q6. Would you rather spend Christmas in the snow or on the beach?	In the snow	
	On the beach	
		
		

# Festive survey

## Recording results

Name:	Date:
-------	-------

For open questions, it is best to record people's answers using notes and then analyse them to find common answers or group responses into themes:

Question	Responses (with common answers or themes highlighted)
Q2. What's your favourite Christmas song?	
Q7. What's your favourite sweet in the Quality Street tin?	
	
	

# Festive survey

## Creating visual graphs

Name:

Date:

### Pie charts

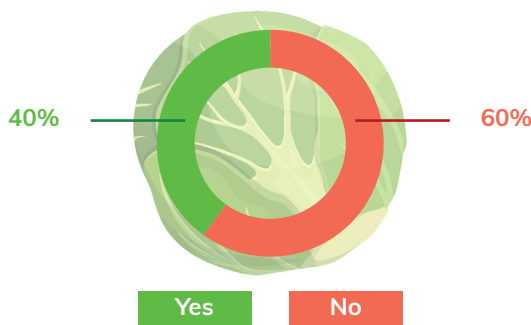


Pie charts are used for showing how something breaks down into parts. They are a good way to visualise percentages. In showing survey results, they are best suited to closed or multiple choice questions.

#### Ideas for making pie charts more visually interesting:

- Change the shape of the 'pie' – could it be a dinner plate to show what people eat for Christmas dinner? Or a sprout?
- Change the coloured sections to different textures or patterns – could you use a photo of snow or sand to show where people would rather spend Christmas?

How many people like sprouts?



### Bar charts

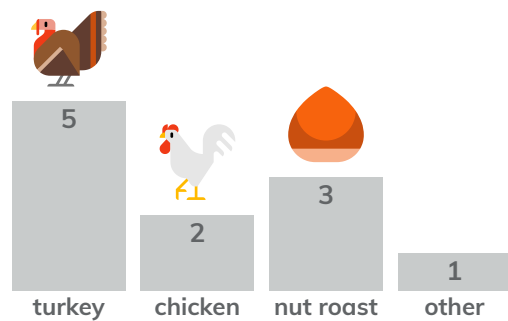


Bar charts show data as blocks or columns. They are a good way to visualise and compare amounts. In showing survey results, they are best suited to closed, rating scale or multiple choice questions.

#### Ideas for making bar graphs more visually interesting:

- Add an image above each bar to show what it represents – could you use a turkey emoji to show the people that eat turkey for Christmas dinner?
- Use images to make up the bars – could you use a stack of green triangles to show how many people said that it was their favourite Quality Street sweet?

What people eat for Christmas dinner

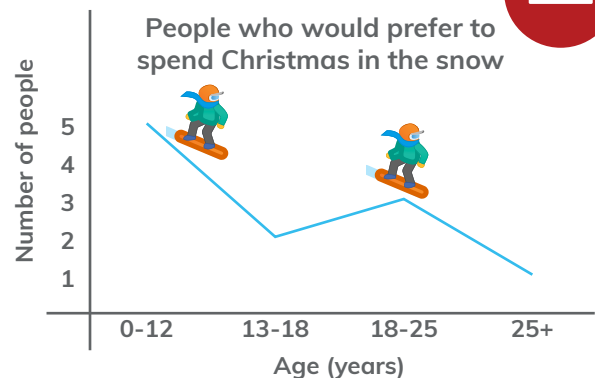


### Line graphs

Line graphs are used for showing the relationship between two sets of data. They are a good way to show how results change over time or with age.

#### Ideas for making line graphs more interesting:

- Use the line to visualise something – like a ski slope showing the number of people who would prefer to spend Christmas in the snow by age.



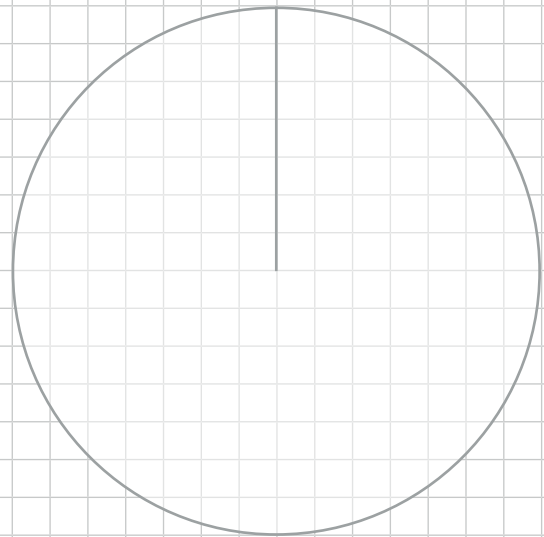
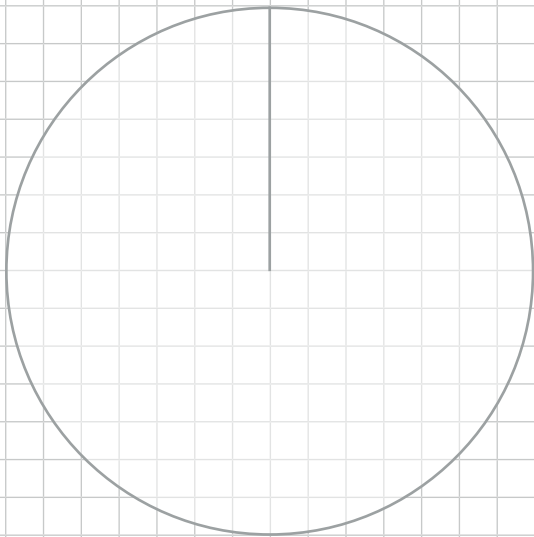


# Festive survey

## Graph templates

Name:

Date:



# Festive survey

## Reflection template

Name:	Date:
-------	-------

Analyse and reflect on the results of your Christmas survey.

<b>Were there any results that surprised you?</b>
<b>For example:</b> I thought no-one likes sprouts, but 40% of the people I asked love them.

<b>What conclusions can you make from the results of your survey?</b>
<b>For example:</b> Most people prefer real Christmas trees.

<b>Are there any follow-up questions you would like to ask?</b>
<b>For example:</b> What do people like most about real Christmas trees?

Discuss your reflections with the rest of your group and find out more about each other's Christmas habits and traditions.

<b>Things I have learned about other people's Christmas habits</b>
<b>For example:</b> Ayla's family are German, so they open their presents on Christmas Eve.

# Festive activities




## Challenge sheet

### Complete other festive activities inspired by your survey

These additional activity ideas are inspired by topics covered in the survey template. They link to topics such as design technology, literacy, geography and science.

Choose some activities from the list or write your own ideas.

#### You could...

- Learn about other religious and cultural celebrations that happen in December
- Write an acrostic poem about Christmas and what it means to you
- Write a Christmas song
- Prepare for and hold a debate on real vs fake Christmas trees (eg environmental impact, cost)
- Produce a book of Brussels sprout recipes
- Find out what is eaten on Christmas day in other countries (it's KFC in Japan)
- Compare weather and temperatures in cities around the world on Christmas day
- Design a new Christmas sweet and pitch your idea to the rest of the group
- 
- 
- 

#### Resource templates

- Other religious and cultural celebrations
- Acrostic poem template
- Real vs fake Christmas tree debate
- Sprouts recipe template
- World map of Christmas meals
- Weather comparison table
- Design a new Christmas sweet

#### Subject links

- Beliefs and values
- English and communication
- Geography
- Music
- Food technology
- Art and design
- Enterprise

# Festive activities

## Other religious and cultural celebrations



Name:	Date:
-------	-------

Christmas is typically a Christian celebration. Other religions and cultures have different celebrations and festivals in December.

Find out about other religious and cultural celebrations that happen in December.

Name of celebration or festival:	
 Who celebrates this?	Key events and traditions:
 Where is it celebrated?	
 Key dates:	

Name of celebration or festival:	
 Who celebrates this?	Key events and traditions:
 Where is it celebrated?	
 Key dates:	

Name of celebration or festival:	
 Who celebrates this?	Key events and traditions:
 Where is it celebrated?	
 Key dates:	

# Festive activities

## Acrostic poem template

Name:

Date:

In an acrostic poem, the first letter of each line spells a word. The word is the subject of the poem.

Write an acrostic poem about Christmas and what it means to you.

C	
H	
R	
I	
S	
T	
M	
A	
S	

# Festive activities

## Real vs fake Christmas tree debate



Name:	Date:
-------	-------

To prepare for your debate, you will need to research both sides of the argument and come up with key points to support your argument.

**Prepare for a debate on real vs fake Christmas trees.** You might want to consider appearance, practicalities, cost, environmental impact, waste and emotional factors.

Real Christmas trees	
For:	Against:

Artificial Christmas trees	
For:	Against:

When you have done your research, hold a debate to argue your case.

# Festive activities

## Brussels sprouts recipe template



Name:	Date:
-------	-------


Recipe title:

 Number of servings:	 Cooking and prep time:
---	--

Ingredients	
<input type="checkbox"/>	
<input type="checkbox"/>	
<input type="checkbox"/>	
<input type="checkbox"/>	
<input type="checkbox"/>	
<input type="checkbox"/>	
<input type="checkbox"/>	
<input type="checkbox"/>	
<input type="checkbox"/>	
<input type="checkbox"/>	
<input type="checkbox"/>	

Method

Photo



Rating: ☆ ☆ ☆ ☆ ☆

# Festive activities

## World map of Christmas meals

Name:

Date:

Not everyone celebrates Christmas. Cultures and traditions vary around the world. Find out what is typically eaten on December 25 in other countries.



Typical meal on  
25 December

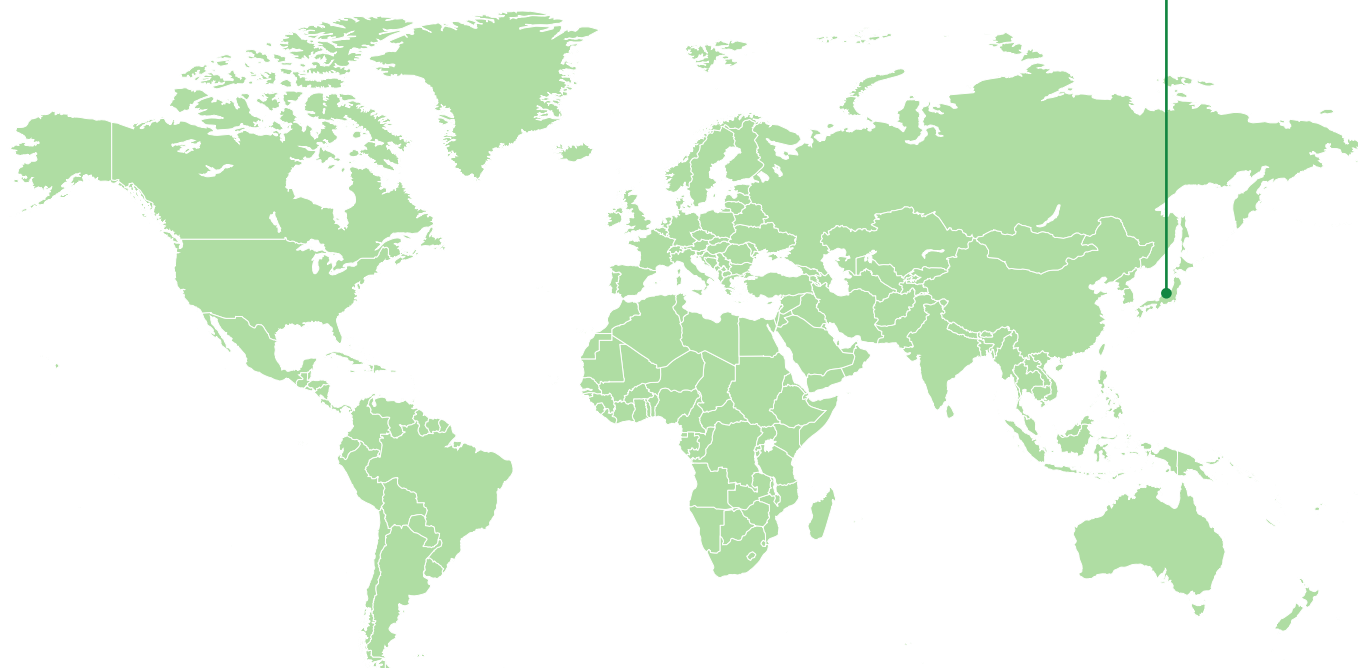


Typical meal on  
25 December

 **Japan**

Typical meal on  
25 December

**KFC fried  
chicken**



Typical meal on  
25 December



Typical meal on  
25 December



Typical meal on  
25 December



# Festive activities

## Weather comparison chart

Name:	Date:
-------	-------

A lot of Christmas advertising shows snow and cold weather, but the weather varies around the world.

Compare weather and temperatures in ten cities around the world on December 25.

📍 City and country	🌡 Temperature		☃️ ☀️ Typical weather	☀️ Hours of daylight
	Maximum	Minimum		

# Festive activities

## Design a new Christmas sweet

Name:

Date:

Lots of people eat chocolates and sweets as a Christmas treat. Lots of companies sell tins of individually wrapped sweets or selection packs of chocolate bars.

**Design a new Christmas sweet and pitch your idea to the rest of the group.**

### Labelled diagram of a new Christmas sweet

Show the key features of your sweet design

### Christmas sweet packaging

Showing what it will look like and what it will be made of

### Give your new sweet a name

### ♥ Three reasons why people will love it

1

2

3

# Festive spirit certificate





This certificate is presented to

For carrying out a Christmas survey and completing other festive activities.

Signed by (tutor signature)

Date



© ASDAN December 2021 | [www.asdan.org.uk](http://www.asdan.org.uk)  
Wainbrook House, Hudds Vale Road, St George, Bristol BS5 7HY  
t: 0117 941 1126 | e: [info@asdan.org.uk](mailto:info@asdan.org.uk) |   @ASDANeducation