



Geography

Short Course

Student name:

Centre name:

ASDAN tutor:



Developed in association with the Geographical Association, with grateful thanks to them for authoring and providing content expertise.

DISCLAIMER:

Personal information, photographs and videos of students and staff are classed as personal data under the terms of the Data Protection Act 1998. The use of such information as portfolio evidence for ASDAN Programmes or Qualifications will require centres to obtain consent from students, parents and carers. ASDAN does not pass on, or use in any way, materials provided by centres, unless given permission to do so for publicity or training purposes



Geography Short Course

Contents

Introduction	2
Achieving Your Short Course	3
Record of Progress	5
Recording Your Skills	6
Module 1 My Place	7
Section A Challenges	8-10
Section B Challenges	11-12
Module 2 Food, Energy, Waste	13
Section A Challenges	14-16
Section B Challenges	17-18
Module 3 Physical Processes	19
Section A Challenges	20-22
Section B Challenges	23-24
Module 4 Sport and Leisure	25
Section A Challenges	26-28
Section B Challenges	29-30
Module 5 Holidays	31
Section A Challenges	32-34
Section B Challenges	35-36
Module 6 Global Interdependence	37
Section A Challenges	38-40
Section B Challenges	41-42
Module 7 The BRICS	43
Section A Challenges	44-46
Section B Challenges	47-48
Module 8 Big Issues	49
Section A Challenges	50-52
Section B Challenges	53-54
Module 9 Why Do People Move?	55
Section A Challenges	56-57
Section B Challenges	58-59
Recording Documents	61-68
Adding Value	69
Summary of Achievement	Yellow centre pages



Achieving your Short Course

How long will the Short Course take?	Hours	Credits
You have the option of accrediting up to 60 hours of Geography activities. For every 10 hours, you are awarded one credit, for example:	10	1
	30	3
	60	6

These credits can contribute towards other programmes and qualifications.
The **Geography Short Course** can lead to:

ASDAN Personal Development Programmes
(Bronze, Silver, Gold or Universities)

ASDAN Qualifications (Levels 1 and 2)

AoPE (Award of Personal Effectiveness) Levels 1 and 2
CoPE (Certificate of Personal Effectiveness) Levels 1 and 2

and could eventually lead on to:

ASDAN Qualifications (Level 3)
CoPE (Certificate of Personal Effectiveness) Level 3

What must I do?

Read through these introductory pages carefully.

Look at the modules and challenges and decide which challenges you wish to complete – your tutor will be able to help you decide.

Create an evidence portfolio to safely store all the material you'll need to have in place before your tutor can claim your Short Course certificate.

Plan, organise and carry out your chosen challenges, collecting evidence as you go and storing it safely in your evidence portfolio.

Before asking your tutor to check your work and claim your certificate make sure your portfolio contains the following:

1. A student book
2. A completed Record of Progress (page 5)
3. Evidence for each challenge completed
4. The correct number of Short Course Skills Sheets (see pages 61-68)
5. A completed Summary of Achievement (yellow centre pages)
6. A completed Personal Statement (yellow centre pages)

What will I need?

- Your own copy of this Short Course book
- A portfolio (file or folder), into which you will put your evidence

Information for tutors

To download guidance documents, go to:
members.asdan.org.uk/my-courses/short-courses

A Quick Guide to ASDAN Short Courses contains step-by-step guidance for delivering any Short Course, from registering with ASDAN to certification.

The Geography Short Course Tutor Notes provide challenge-by-challenge advice, lesson ideas and suggested resources.



Recording Your Skills

Recording your skills

Next to each challenge is a set of tick boxes where you can record the skills you have been developing during the activity.

These help you link your achievements to the national standards for these skills.

Geography activities provide an excellent opportunity to develop the skills of:

- Learning
- Teamwork
- Coping with Problems
- Use of IT
- Use of English
- Use of Maths

The importance of Key/Core Skills

These are an everyday part of adult and working life. You need to be able to make yourself understood when speaking and writing, planning your own learning, working with others, carrying out basic calculations and using information technology.

Every job needs some or all of these skills and they are just as useful in Further and Higher Education.

Learning

This skill is about how you manage your personal learning and development. It is about planning and working towards targets to improve your performance and reviewing your progress.

Teamwork

This skill is about how you work with others when planning and carrying out activities to get things done and achieving shared objectives. This will involve working with a group of people.

Coping with Problems

This skill is about recognising problems and doing something about them. It is about using different methods to find a solution and checking to see if they work.



Use of IT

This skill is about being able to make the best use of computers and other items such as printers, scanners and digital cameras. Being familiar with how to use this equipment is vitally important, not only in the workplace but also in the home.

Use of English

This skill is not only about how you talk to people but also about the ways you find out information and let other people know about your views and opinions. It also includes all aspects of writing and reading.

Use of Maths

This skill is about your ability to use numbers. If, for example, you've measured or calculated something you will have used numeracy skills. Being able to use numbers is a skill highly valued by employers; many of the challenges in this Short Course will give you opportunity to practise your numeracy skills.



Module 1

My Place

Geo skills key:

 Observation

 Inquiry

 Testing & Applying Knowledge

 Presenting Data

 Making Comparisons

 Using Maps



Module 1

My Place

Section A: Complete at least FOUR challenges over 10 hours (1 credit)

1 Bring in a photo of your favourite place from anywhere in the world. Swap photos with a partner. Ask and answer questions about each other's favourite places.

Give an illustrated presentation (e.g. PowerPoint) about your chosen place, where it is and why it is your favourite.

Geo skills:      

- Skills I used:**
- Learning
 - Teamwork
 - Coping with Problems
 - Use of IT
 - Use of English
 - Use of Maths

2 Write a list of all the places in your local area that are important to you. **Either:**

- obtain or take photographs of the places and locate them on a map with labels explaining their importance to you
- **Or:** create a GPS route to lead someone around all the places informing them of the importance of each place







Present your map or route to the rest of the group.

Geo skills:      

- Skills I used:**
- Learning
 - Teamwork
 - Coping with Problems
 - Use of IT
 - Use of English
 - Use of Maths

3 Find out how your nearest town or city is improving old, poor and decaying areas. Create a newspaper article or poster to inform other people about the changes, including:







- a description of the changes taking place
- an explanation of why the changes are happening
- your personal thoughts about the changes
- what others feel about the changes

Geo skills:      

- Skills I used:**
- Learning
 - Teamwork
 - Coping with Problems
 - Use of IT
 - Use of English
 - Use of Maths

4 Contact several local residents, the local newspaper offices and an information centre to ask which places in your area are particularly important and why. Mark and add notes about these places on a map.

Create a table, chart or diagram to show the similarities and differences between each set of important places, including those from Challenges A1 and A2 above if applicable.

Geo skills:      

- Skills I used:**
- Learning
 - Teamwork
 - Coping with Problems
 - Use of IT
 - Use of English
 - Use of Maths



Module 5

Holidays

Geo skills key:



Observation



Inquiry



Testing & Applying
Knowledge



Presenting Data



Making Comparisons



Using Maps

Module 5

Holidays

8 Carry out a study of a UK resort that has tried to re-invent itself to prevent visitor numbers falling due to more people going abroad for their holidays rather than staying in the UK. Produce a report that describes what the resort has done to combat the drop in numbers and the extent to which this has been successful.

Geo skills:      

- Skills I used:**
- Learning
 - Teamwork
 - Coping with Problems
 - Use of IT
 - Use of English
 - Use of Maths

9 In a group, act out a scenario where a travel agent is advising customers who are looking for a week's holiday to a warm destination. The customers could be:

- a young couple
- a couple in their early 30s with two children aged 6–10
- a family of four with two teenage children and a grandmother

In preparation, gather information from travel brochures and websites so that the customers can ask realistic questions, and the travel agent can advise about travel arrangements, costs, the climate, what can be found at the destination, etc.

Make an audio or video recording of the role play to show what you have done.

Geo skills:      

- Skills I used:**
- Learning
 - Teamwork
 - Coping with Problems
 - Use of IT
 - Use of English
 - Use of Maths

10 Other agreed challenge:

- Skills I used:**
- Learning
 - Teamwork
 - Coping with Problems
 - Use of IT
 - Use of English
 - Use of Maths



Sample

Module 9

Why Do People Move?

Geo skills key:

-  Observation
-  Inquiry
-  Testing & Applying Knowledge
-  Presenting Data
-  Making Comparisons
-  Using Maps



Module 9

Why Do People Move?

Section B: Complete ONE or TWO challenges over 10 hours (1 credit)

1 Undertake an in-depth study of immigration to the UK to find out:

- why people want to migrate to the UK
- how many people come and from which countries
- the kind of life that migrants leave behind and the life they have here
- the advantages and disadvantages of immigration to the UK

Present your information in an imaginative way using a combination of text, pictures, maps and diagrams.

Geo skills:      

- Skills I used:**
- Learning
 - Teamwork
 - Coping with Problems
 - Use of IT
 - Use of English
 - Use of Maths

2 Find out about an important mass migration that has occurred in the past and create a newspaper article or information poster to tell others about it.

Your work needs to cover:







- the reasons the migration took place and who was involved
- where people migrated from and to
- the consequences for the source area and receiving area

Geo skills:      

- Skills I used:**
- Learning
 - Teamwork
 - Coping with Problems
 - Use of IT
 - Use of English
 - Use of Maths

3 Investigate migration from Mexico to the USA and present information about:

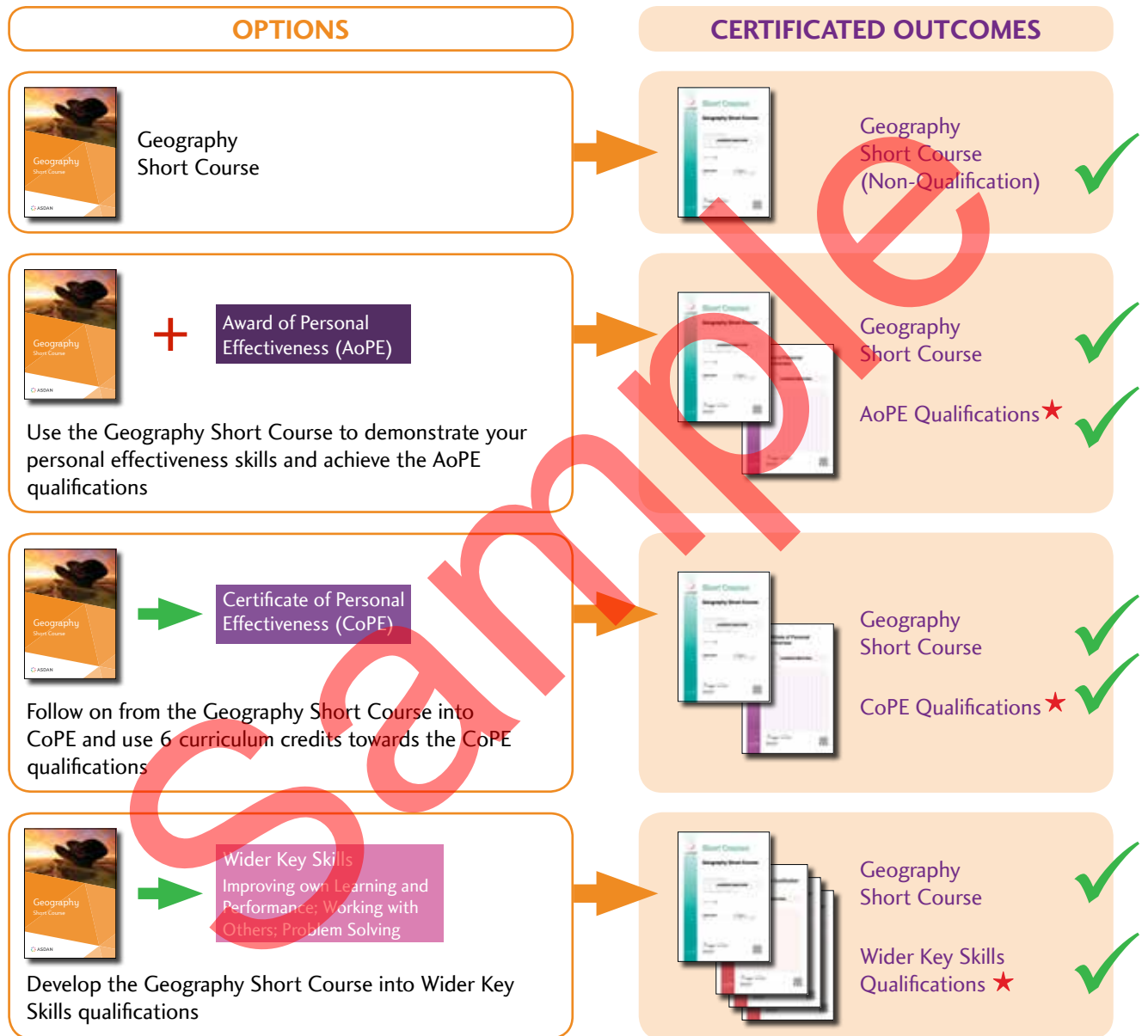
- why Mexicans want to go to the USA and the kinds of jobs they do when they get there
- why the USA wants to reduce the number of immigrants and how they are doing this

Geo skills:      

- Skills I used:**
- Learning
 - Teamwork
 - Coping with Problems
 - Use of IT
 - Use of English
 - Use of Maths

Adding Value

Your Geography Short Course is recognised with an ASDAN certificate, and has a credit rating to reflect the time you have spent on Geography activities. This course can also be linked to other programmes and qualifications, which add value and give you further options for continuing to develop your skills and experience.



★ If you are aiming to achieve any of these qualification outcomes you should seek advice from ASDAN before starting your Geography Short Course.

Sample



GSHB/1

© ASDAN 2015, Wainbrook House, Hudds Vale Road, St George, Bristol BS5 7HY
t: 0117 941 1126 | e: info@asdan.org.uk | www.asdan.org.uk
@ASDANeducation | [facebook.com/ASDANeducation](https://www.facebook.com/ASDANeducation)